

Centre for AIDS Reagents
Data Sheet

NAME: Aldrithiol-2 treated HIV-1 (MN)/H9 CL.4 virus

REPOSITORY REFERENCE: ARP1087.1

CHARACTERISTICS: Treatment of SIV or HIV-1 with Aldrithiol-2 has shown to inactivate the virus, as assessed by their inability to productively infect highly susceptible cells in vitro. Large doses of Aldrithiol-2 treated SIV (10mg) have been inoculated in monkeys and none appear to have been infected.

PRESENTATION:

Lot P3938

250ul (0.25 ml) of virus treated with 1mM of Aldrithiol-2 in TNE buffer (0.01 M Tris-HCl pH7.2, 0.1 M NaCl, 1 mM EDTA).

Concentration factor 1000X

Total Protein: 2.13 mg/ml

Capsid Concentration: 203ug/ml

Lot P3945:

250ul (0.25 ml) of virus treated with 1mM of Aldrithiol-2 in TNE buffer (0.01 M Tris-HCl pH7.2, 0.1 M NaCl, 1mM EDTA).

Concentration factor 1000X

Total Protein: 2.52 mg/ml

Capsid Concentration: 330ug/ml

STORAGE: Liquid Nitrogen Vapour.

SOURCE: Dr. J. Lifson, AIDS vaccine Cancer Virus Program, National Cancer Institute at Frederick, USA.


REFERENCE: Rutebemberwa A, Bess JW Jr, Brown B, Arroyo M, Eller M, Slike B, Polonis V, McCutchan F, Currier JR, Birx D, Robb M, Marovich M, Lifson JD, Cox JH. AIDS Res Hum Retroviruses. 2007; 23(4):532-42.

ACKNOWLEDGEMENTS: Presentations and publications should read "These reagents were provided by the United States National Cancer Institute, National Institutes of Health, using federal funds under contract ~N01-CO-12400 and through the Centre for AIDS Reagents, NIBSC HPA UK .

Please also ensure that you send us a copy of any papers resulting from work using reagents acquired through CFAR, this can be electronically or as a paper copy.

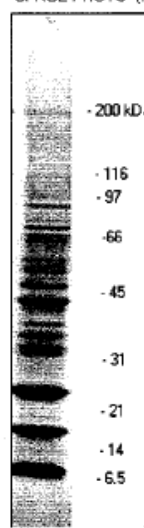
PRODUCT LOT QC DATA

LOT #	AGENT	CLN	PROJECT	DATE
P3938	HIV-1(MN)/H9 CL.4	71	SP1014	12/1
Tx (=TREATMENT)		Tx CONDITION	Tx HOUR(S)	Tx I
1 mM ALDRITHIOL-2		AT 1X	18	
ALIQOT SIZE	BUFFER	CONC (X)	STORAGE	SPAGE PHOTO (IF AVA
0.25 ml	TNE	1000	LQ N2 VAPOR	
TOTAL PROTEIN (MG/ML)	TOTAL PROTEIN METHOD			
2.13	BIO-RAD DC			
CAPSID CONCENTRATION (UG/ML)	CAPSID CONCENTRATION DETERMINED BY			
203.0	HPLC			
INFECTIOUS TITER OF PRODUCT LOT (TCID50/ML)				
NEG VS. H9 & JURKAT-TAT-CCRS				
STERILITY (RESULT/COLONIES PER ML)			SPAGE UG LOADED	
NEG			100	



PRODUCT LOT QC DATA

LOT #	AGENT	CLN	PROJECT	DATE MADE
P3945	HIV-1(MN)/H9 CL.4	71	SP1014	1/8/2003
Tx (=TREATMENT)		Tx CONDITION	Tx HOUR(S)	Tx DEG C
1 mM ALDRITHIOL-2		AT 1X	42	4
ALIQOT SIZE	BUFFER	CONC (X)	STORAGE	SPAGE PHOTO (IF AVAILABLE)
0.25 ml	TNE	1000	LQ N2 VAPOR	
TOTAL PROTEIN (MG/ML)	TOTAL PROTEIN METHOD			
2.52	BIO-RAD DC			
CAPSID CONCENTRATION (UG/ML)	CAPSID CONCENTRATION DETERMINED BY			
330.0	HPLC			
INFECTIOUS TITER OF PRODUCT LOT (TCID50/ML)				
NEG VS. H9 & JURKAT-TAT-CCR5				
STERILITY (RESULT/COLONIES PER ML)			SPAGE UG LOADED	
NEG			101	



NOTICE ABOUT ALDRITHIOL-2 TREATED VIRUS

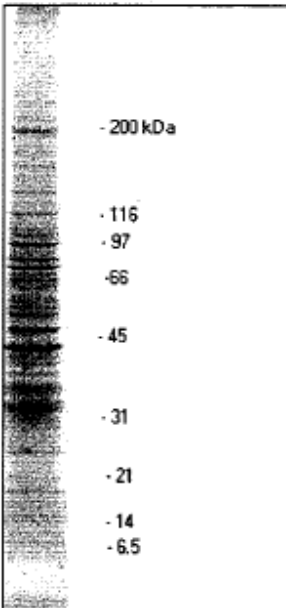
Treatment of HIV-1 or SIV with Aldrithiol-2 under the conditions we use has been shown to inactivate these viruses as assessed by their inability to productively infect highly susceptible cells in vitro. Also, large doses (10 mg) of several Aldrithiol-2 treated SIV preparations have been inoculated into monkeys and none appear to have been infected. Strictly speaking, this data indicates that the titer of infectious virus has (at minimum) been reduced to below the detection limits of the test used. It is not possible to demonstrate that these preparations are completely free of infectious virus. Due to the experimental nature of the inactivation procedure, the treated virus preparation should be regarded as potentially infectious. Therefore, the AIDS Vaccine Program does not accept any responsibility for any safety hazards associated with this material.

Centre for AIDS Reagents

Data Sheet

NAME:	Aldrithiol-2 treated H9 Microvesicles Control
REPOSITORY REFERENCE:	ARP1087.2 (Lot 4175)
CHARACTERISTICS:	Treatment of SIV or HIV-1 with Aldrithiol-2 has shown to inactivate the virus, as assessed by their inability to productively infect highly susceptible cells in vitro. Large doses of Aldrithiol-2 treated SIV (10mg) have been inoculated in monkeys and none appear to have been infected.
CELLS FOR PROPAGATING:	PBMCs
PRESENTATION:	250ul (0.25 ml) of virus treated with 1mM of Aldrithiol-2 in TNE buffer (0.01 M Tris-HCl pH7.2, 0.1 M NaCl, 1 mM EDTA). Concentration factor 1000X Total Protein: 2.35 mg/ml
STORAGE:	-70°C or below.
SOURCE:	Dr. J. Lifson, AIDS vaccine Cancer Virus Program, National Cancer Institute at Frederick, USA.
REFERENCE:	Rutebemberwa A, Bess JW Jr, Brown B, Arroyo M, Eller M, Slike B, Polonis V, McCutchan F, Currier JR, Birx D, Robb M, Marovich M, Lifson JD, Cox JH. AIDS Res Hum Retroviruses. 2007; 23(4):532-42.
ACKNOWLEDGEMENTS:	Presentations and publications should read "These reagents were provided by the United States National Cancer Institute, National Institutes of Health, using federal funds under contract ~N01-CO-12400 and through the Centre for AIDS Reagents, NIBSC HPA UK . Please also ensure that you send us a copy of any papers resulting from work using reagents acquired through CFAR, this can be electronically or as a paper copy.

PRODUCT LOT QC DATA

LOT #	AGENT	CLN	PROJECT	DATE MADE
P4175	H9 MICROVESICLES	283	SP1362	7/20/2007
Tx (=TREATMENT)		Tx CONDITION	Tx HOUR(S)	Tx DEG C
1 mM ALDRITHIOL-2		AT 1X	18	4
ALIQUOT SIZE	BUFFER	CONC (X)	STORAGE	SPAGE PHOTO (IF AVAILABLE)
0.25 ml	TNE	1000	-70 DEG C	
TOTAL PROTEIN (MG/ML)	TOTAL PROTEIN METHOD			
2.35	BIO-RAD DC			
CAPSID CONCENTRATION (UG/ML)	CAPSID CONCENTRATION DETERMINED BY			
INFECTIOUS TITER OF PRODUCT LOT (TCID50/ML)				
STERILITY (RESULT/COLONIES PER ML)	SPAGE UG LOADED			
NEG	99			

NOTICE ABOUT ALDRITHIOL-2 TREATED VIRUS

Treatment of HIV-1 or SIV with Aldrithiol-2 under the conditions we use has been shown to inactivate these viruses as assessed by their inability to productively infect highly susceptible cells in vitro. Also, large doses (10 mg) of several Aldrithiol-2 treated SIV preparations have been inoculated into monkeys and none appear to have been infected. Strictly speaking, this data indicates that the titer of infectious virus has (at minimum) been reduced to below the detection limits of the test used. It is not possible to demonstrate that these preparations are completely free of infectious virus. Due to the experimental nature of the inactivation procedure, the treated virus preparation should be regarded as potentially infectious. Therefore, the AIDS Vaccine Program does not accept any responsibility for any safety hazards associated with this material.